

Shelter and Housing



13,081

shelter bed nights



251

adults and children found refuge in safe shelter

251 adults and children served through our housing program

97% of clients agree that coming to Safehome helped them and their family.

100% of clients reported knowing more ways to plan for their safety.

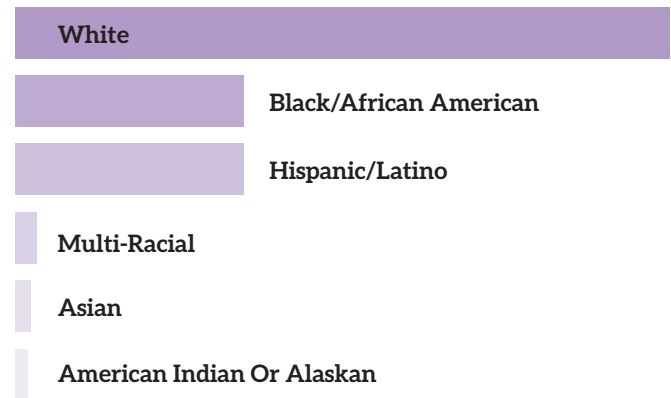
97% of clients agree they were satisfied with their stay at Safehome.

Community

261 volunteers provided 3,447 hours of service

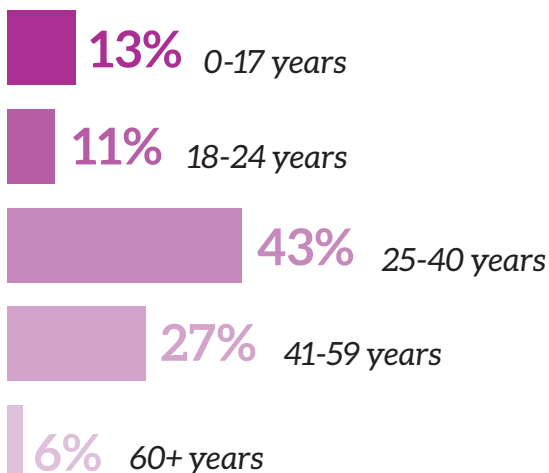
135 hours of training and community awareness presentations were provided to 12,241 individuals

Race & Ethnicity



2,384 Approximate amount of clients served in 2021

Average Age



Counseling



455

adults and children received individual counseling



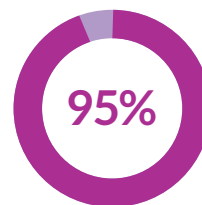
50

support groups were held

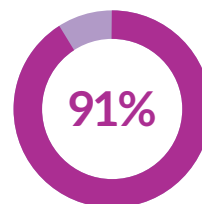


3,903

total hours of counseling



of clients reported **feeling supported** by their shelter therapist.



of clients agreed they **gained information** to help them better understand domestic violence.

Hotline Calls



2,797
crisis hotline calls

44,358
total for the state of Kansas

100% of callers surveyed reported knowing more about domestic violence and ways to stay safe.

100% of callers surveyed reported that the person who took their call made them feel supported and understood.

97% of callers reported knowing more resources in the community.

Legal Advocacy



140

individuals were assisted by our staff attorney



1,267

hours of free legal assistance provided

530 individuals were served with advocacy through our District Court

252 individuals were assisted with Protection From Abuse (PFA) orders

100% of clients agreed the attorney provided them with information about the criminal justice process and their individualized case.

Healthcare Advocacy

163 individuals were served through our Healthcare Advocacy Program

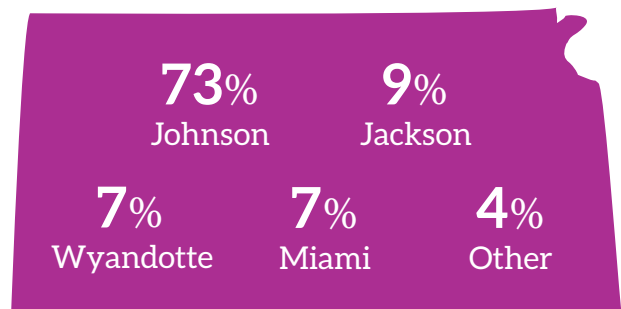
1,201 hospital personnel were trained

570 individuals were reached through Healthy Relationships Group held at Advent Health

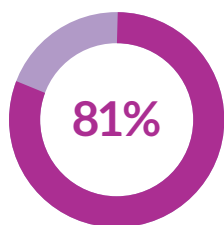
Gender



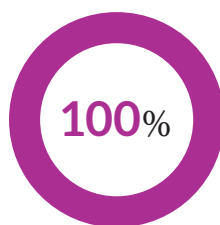
Geography by county



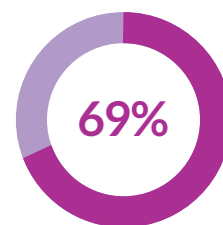
Shelter Clients Socioeconomic Status



At/Below the Federal Poverty Level



At/Below 300% of the Federal Poverty Level



No Income